

Istruzioni Tombola










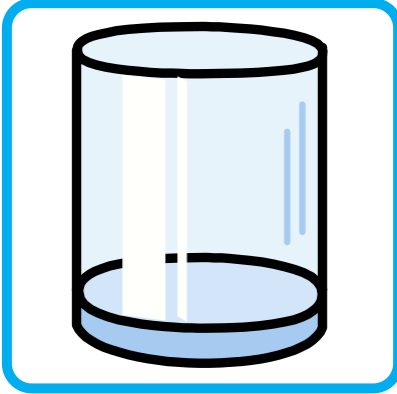

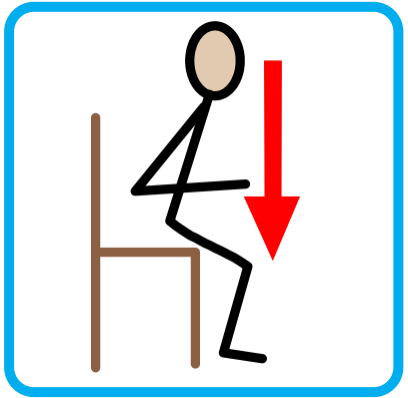
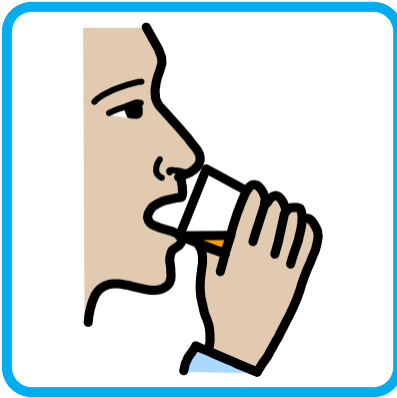

Questo è un modello per creare una Tombola per 10 giocatori. Ci sono carte di gioco singole per ogni giocatore, più un set completo di carte per l'insegnante.

Impostare la stampante per stampare fogli singoli, su un solo lato.


Se si desidera che i giocatori per coprire le loro cartelle abbiano carte con le immagini corrispondenti alle caselle allora si dovranno stampare altre quattro copie del set completo di carte (pagina 2 in questo modello).

Per modificare questo gioco per altri argomenti, sostituire ogni simbolo diverso ed ogni altra copia di quel simbolo cambierà automaticamente.


Ci sono quindici simboli in questa risorsa.




Carta 1




Carta 2




Carta 3




Carta 4




Carta 5




Carta 6




Carta 7



Carta 8



Carta 9



Carta 10

